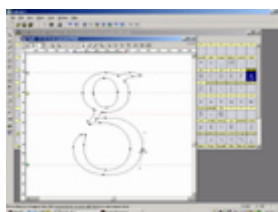
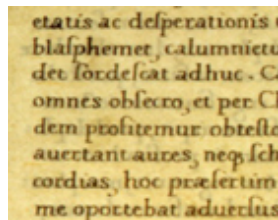



**Typeface design course
inspired on lapidary scripts,
middle age manuscripts
and humanist movable types.**



**Blafphement
Christo prodigus
Desperationis**

Objetives:

Students will draw the basic rules to develop a new typeface inspired on ancient lapidary scripts and historical letterforms. We teach students to experiment, to research and to create new fonts.

The course will concentrate on letter design and the composition of the alphabet. It is divided into three core practical subjects: Calligraphy, Letter Architecture and Digital Construction, with theory sessions on the history within social and cultural context.

Program:

The Etruscan alphabet and the Greek influences, the course will introduce the students into the history and evolutions of the Etruscan funeral lapidary scripts.

The Latin alphabet, Roman square capitals, Trajan's capitals, and Rustic script. We will explore the expressive aspects of its character, letterform and layout, looking at the different tools, which have been used to produce the signs

First step: Introduction.

Presentation of the course, origin and evolution of the Greek, Etruscan and Latin scripts.

Second step: Research – inspiration.

Guided visit to museums and archaeological areas looking for historical references to be used as a model of inspiration.

Third step: The concept.

Classification and analyse of the inspirational examples, individual approach to typography problem-solving. This step usually takes the physical form of pencil roughs sketches and drawings.

Scan in reference material, sketches or inspiration ephemera.

Fourth step: Refinements.

Experiment with weights and styles. Standardise glyph shapes by fixing any inconsistencies in any glyph forms, correcting for weight, colour, and verify upper and lower case to see if the letters ply well together. Finishing roughs ideas of letters, numerals, punctuation and diacritical characters. Do test print outs of words.

Fifth step: Finishing. Generate font files and creativity expression.

The aim of the calligraphy sessions is to understand ideas such as the internal structure of letters. modulation, axes, contrast, etc., essential for recognising alphabets and different script styles.

Letter Architecture, is an introduction to the practice of lettering and the construction of alphabets, both drawn by hand and in vectors.

Working with a font editor provides students with a more in-depth knowledge of all parts of the alphabet, as well as learning how to use an editing tool in Bézier curves, which enables them to create new fonts or modify existing families.

Evaluation:

At the end of the course, each lecturer will carry out a global evaluation. In each case, the mark may depend on whether a project is done or not, and always according to each lecturer's criteria.